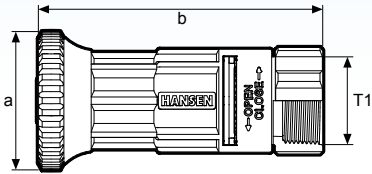


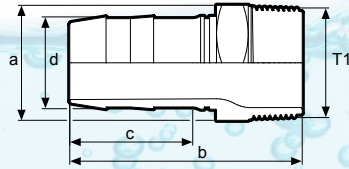
Technical Specifications

Hansen Turbo-Twist Dimensions

Product Description	Product Code	TI BSPT	a mm	b mm
Turbo Twist Washdown Nozzle	HWDNTT	1-1/2"	78	156



Product Description	Product Code	TI BSPT	a mm	b mm	c mm	d mm
40x40mm Washdown Hose Tail	HWDHT4040	1-1/2"	49.5 AF	100	53	39.5
40x32mm Washdown Hose Tail	HWDHT4032	1-1/2"	49.5 AF	100	53	33



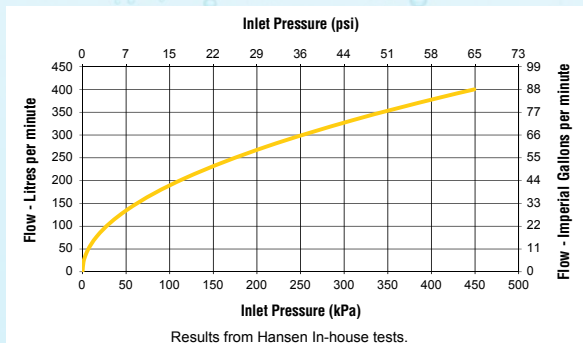
Hansen Turbo-Twist Parts & Materials

- 2840 Clip - Glass Fibre Reinforced Acetal
- 2800 Rear Body - Glass Fibre Reinforced Polyketone
- 2805 Turbo Twist Body - Glass Fibre Reinforced Nylon
- 2850 Tip - Thermoplastic Polyester Elastomer
- 2860 Turbo Twist Bumper - Thermoplastic Vulcanizate
- O'rings - EPDM
- Retaining Screw - Stainless Steel

Hansen Turbo-Twist Working Pressure

Hansen Turbo-Twist Maximum Working Pressure; 8 Bar 800 kPa. 116 psi @ 20°C

Hansen Turbo-Twist Flow Chart



Frequently Asked Questions

- Q** How many sizes does the Turbo-Twist come in?
A The Turbo-Twist is available in a range of versatile connection styles for 32mm & 40mm washdown hose and male or female threaded end connections for custom applications
- Q** What is the pressure rating?
A The Hansen Turbo-Twist is pressure rated to 8 Bar 800 kPa. 116 psi @ 20°C
- Q** What temperature can the water be when using the Hansen Turbo-Twist?
A 60° Celsius.
- Q** Are there replacement parts for the Hansen Turbo-Twist?
A Yes there is a range of replacement parts available for the Hansen Turbo-Twist.
- Q** Is the Turbo-Twist adjustable?
A Yes they have a wide range of action and are quickly adjustable between open to fully closed
- Q** How much water does the Turbo-Twist use?
A This is determined in part by your existing washdown system. The best way to move dirt etc is a combination of flow and velocity, which Hansen have taken into account when designing the Turbo-Twist.
- Q** What applications can I use a Turbo-Twist?
A Ideal for yard wash, or any other applications that require a combination of flow, pressure and velocity such as washing vehicles.
- Q** Will the Turbo-Twist wash a wide strip?
A No but our Turbo-Sweep has been designed to wash a 900mm wide strip, and includes an economy mode, normal mode and wide mode all in the one nozzle.
- Q** What hose clamp can I use on the Turbo-Twist?
A Hansen have developed a new clamping system which eliminates the traditional stainless steel clamp method. The new Easy Clamp will not cut your hands or wrist, although any hose clamp can be used.
- Q** I'm sick of having to un-twist my hose every day after washing down - how can you solve this?
A Hansen have developed a thoroughly modern connection, the Ultimate Swivel that allows you to complete your washdown without the washdown hose twisting, as you make your way around the yards.

HANSEN PRODUCTS (NZ) LIMITED
 PO Box 809 • Whangarei • New Zealand
P: +64 9 430 4140 **F:** +64 9 430 4141
E: info@hansenproducts.com
W: www.hansenproducts.com

HANSEN
 Best Installed Value

Available From:

HANSEN[™]

Turbo-Twist

20% MORE CLEANING POWER*

WASHDOWN NOZZLE



HD8323 1907

www.hansenproducts.com

Best Installed Value

Hansen takes the next leap forward with the introduction of their high quality *Turbo* Nozzle range. Using best quality materials and innovative design features, the *Turbo* range delivers a robust user friendly set of Nozzles designed to make washdown less of a chore and more of a working pleasure. With speed and overall performance in mind the *Turbo* Nozzles are a must have for effective washdowns.

The Hansen *Turbo-Twist* Nozzle takes traditional washdown to the next level by providing a concentrated jet like stream that works effectively to dislodge and move dung, dirt and residue from concrete washdown surfaces with ease and brilliance. A simple twist and go action delivers a flow that can be tailored to your particular needs from low to full high *Turbo* power, making the Hansen *Turbo-Twist* suitable for virtually any washdown environment. Adding to that the versatility of being able to be used in other settings such as industrial, marine, yard and vehicle, it's a great all rounder that'll leave you more than satisfied.

With over 60 years experience in manufacturing high quality products for optimal water and fluid delivery, Hansen Products have built a reputation for providing high performance, easy to use, innovative, simple products that provide our customers with "Best Installed Value".

All Hansen products carry our Limited Lifetime Warranty*

*For more information on our warranty please visit www.hansenproducts.com/legal.htm

Features & Benefits


- **A Better Way to Wash** - Test results demonstrate you will save time with a higher and more concentrated flow, delivering 20% more cleaning power in comparison to comparable products*
- **Easy Turn Action & Built in Click** - Allows for control of flow, with the clever reverse click and prevents turning on if dropped
- **Quality Guarantee** - Covered by Hansen's Limited Lifetime Warranty means you can buy with confidence.



A Better Way to Wash

HANDLES HARD KNOCKS

Absorbs shock and gives maximum resistance when dropped on hard surfaces.



HARD WEARING MATERIALS

Industrial strength materials for a long life.



EASY TWIST ACTION

Great range of flow, with a simple twist action.



CLEVER REVERSE CLICK

EASY TURN ACTION & BUILT IN CLICK

Allows for control of flow, with the clever reverse click and prevents turning on if dropped.

20% MORE CLEANING POWER

A Better Way to Wash - Test results demonstrate you will save time with a higher and more concentrated flow, delivering 20% more cleaning power in comparison to comparable products.*



QUALITY GUARANTEED

Covered by Hansen's Limited Lifetime Warranty means you can buy with confidence.

LARGE INLET

40mm inlet provides maximum flow potential for fast and effective washdowns.



Turbo CHARGED JET POWER

Deliver maximum cleaning power with concentrated flow.

THE TURBO TWIST ARE IDEAL FOR

- Yard Washing
- High Pressure Washing
- Meat Works
- Factories
- Marine

EASY GRIP BODY

Provides excellent grip when working with wet hands.



ADD THESE CONNECTION OPTIONS

Available separately are a range of versatile connection accessories for 32mm and 40mm washdown hose and male or female threaded end connections.

ULTIMATE SWIVEL

No more annoying hose twists. Add a Hansen Ultimate Swivel.



BASIC STYLE

Add Hansen male hose adaptors for easy connection.



NO MORE CUT HANDS

No more broken or rusty clamps. Add a Hansen Easy Clamp.

CUSTOM

Add Male & Female threaded end swivel connections.

*based on in-house testing and competitors available data