



MP RISER™

Application Guide



MP ROTATOR®

**flower beds
& shrub areas**



container nurseries

PUT TOGETHER A SPRINKLER SYSTEM — IN A SNAP!

The MP Riser is an easy-to-use assembly for connecting the MP Rotator into poly or PVC systems. It is used in:

- Temporary systems
- Dust control
- Vegetable gardens
- Container nurseries
- Flower beds & shrub areas
- Sprinkler relocation



**slopes/
revegetation**

MP RISER includes:

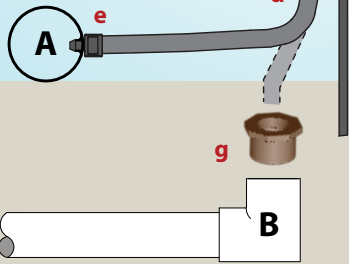
- a. MP Rotator Acme Adapter
(accepts female thread MP Rotator and connects to MP Riser Stake Adapter or Mini Regulator/Drain Check)
- b. MP Riser Stake Adapter
(quick change Acme thread base)
- c. MP Riser Stake 36" (91 cm)
- d. MP Riser Tubing 36" (91 cm)
(comes assembled to Stake Adapter & MP Riser Barb)
- e. MP Riser Barb

10 MP RISERS PER BOX

A

Poly Tubing Installation Instructions:

1. Punch hole into 3/4" or larger poly tubing with MP Riser Punch Tool.
2. Insert MP Riser Barb into poly tubing.
3. Drive Stake with hammer and Stake Installation Tool.
4. Mount Stake Adapter to Stake.
5. If using Mini Regulator/Drain Check, install above Stake Adapter.
6. Follow with MP Rotator Acme Adapter and MP Rotator.



ACCESSORIES

- f. (Acme x Acme) Mini Regulator or Mini Regulator Drain Check*
(Optional)
- g. MP Riser 1/2" Compression Fitting
(for PVC installation or to relocate sprinkler heads)
- h. MP Riser Acme Shut Off Cap
(Optional)
- i. MP Riser Punch Tool
(Recommended)
- j. MP Riser Stake Installation Tool
(Recommended)

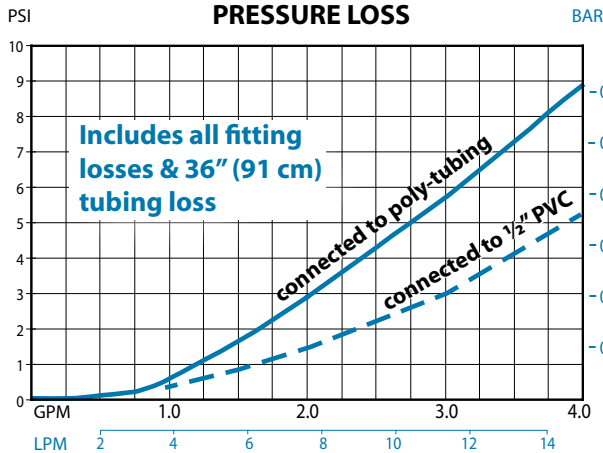
B

PVC Installation Instructions:

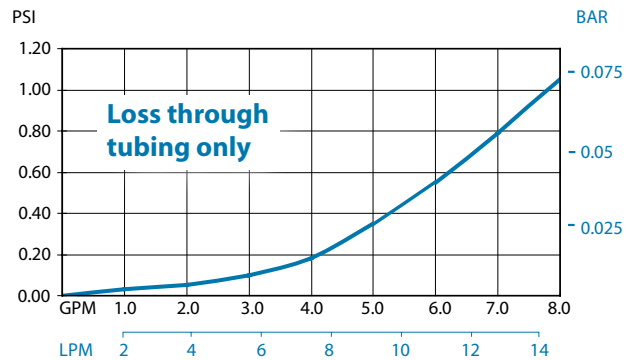
1. Glue 1/2" Compression Fitting into PVC Slip Fitting.
2. Insert MP Riser Tubing (less barb) into Compression Fitting.
(continue with steps 3-6 on the left)

*See Pressure Regulator Resource Guide and Pressure Regulator brochure for pressure options and performance details.

MP RISER PRESSURE LOSS



PRESSURE LOSS PER FOOT OF MP RISER TUBING



W Walla Walla
Sprinkler Company

A subsidiary of Nelson Irrigation Corporation

848 Airport Road
Walla Walla, WA 99362-2271, U.S.A.

Tel: +1 509-525-7660
Fax: +1 509-525-7907

WWW.WALLAWALLASPRINKLER.COM

WARRANTY AND DISCLAIMER: Walla Walla Sprinkler Company MP Rotators® are warranted for one year from date of original sale to be free of defective materials and workmanship when used within the working specifications for which the products were designed and under normal use and service. The manufacturer assumes no responsibility for installation, removal or unauthorized repair of defective parts. The manufacturer's liability under this warranty is limited solely to replacement or repair of defective parts and the manufacturer will not be liable for any crop or other consequential damages resulting from defects or breach of warranty. This warranty is expressly in lieu of all other warranties, express or implied, including the warranties of merchantability and fitness for particular purposes and of all other obligations or liabilities of manufacturer. No agent, employee or representative of the manufacturer has authority to waive, alter or add to the provisions of this warranty, nor to make any representations or warranty not contained herein. The seller undertakes no responsibility for the quality of the goods except as otherwise provided in this contract, and the seller assumes no responsibility that the goods will be fit for any particular purpose for which you may be buying these goods, except as otherwise provided in this contract.

This product may be covered by one or more of the following U.S. Patent Nos. 4842201, 4867379, 4898332, 4967961, 5058806, 5288022, 6244521, 6499672, 6651905, 6688539, 6736332, 7032836 and other U.S. Patents pending or corresponding issued or pending foreign patents.